

Orientalmotor

PRODUCT GUIDE

Select motor by Application

α STEP

Stepper Motors

Motorized Actuators


Network Compatible Products

Speed Control Motors

Standard AC Motors

Cooling Fans





MEMBERSHIP BENEFITS ON OUR WEBSITE

Join us as a member to enjoy exclusive privileges!

WEBSHOP


ONLINE QUOTATION

**GET 10%
Discount**

SEMINAR



MOTORSIZING



SEARCH INFORMATION



*Applicable for selected items only

DOWNLOAD FREE!



CATALOG, MANUAL, SOFTWARE, CAD FILE

ONLINE EXHIBITON



SCAN NOW!

WEBSITE

SINGAPORE: www.orientalmotor.com.sg

MALAYSIA: www.orientalmotor.com.my

INDIA: www.orientalmotor.co.in

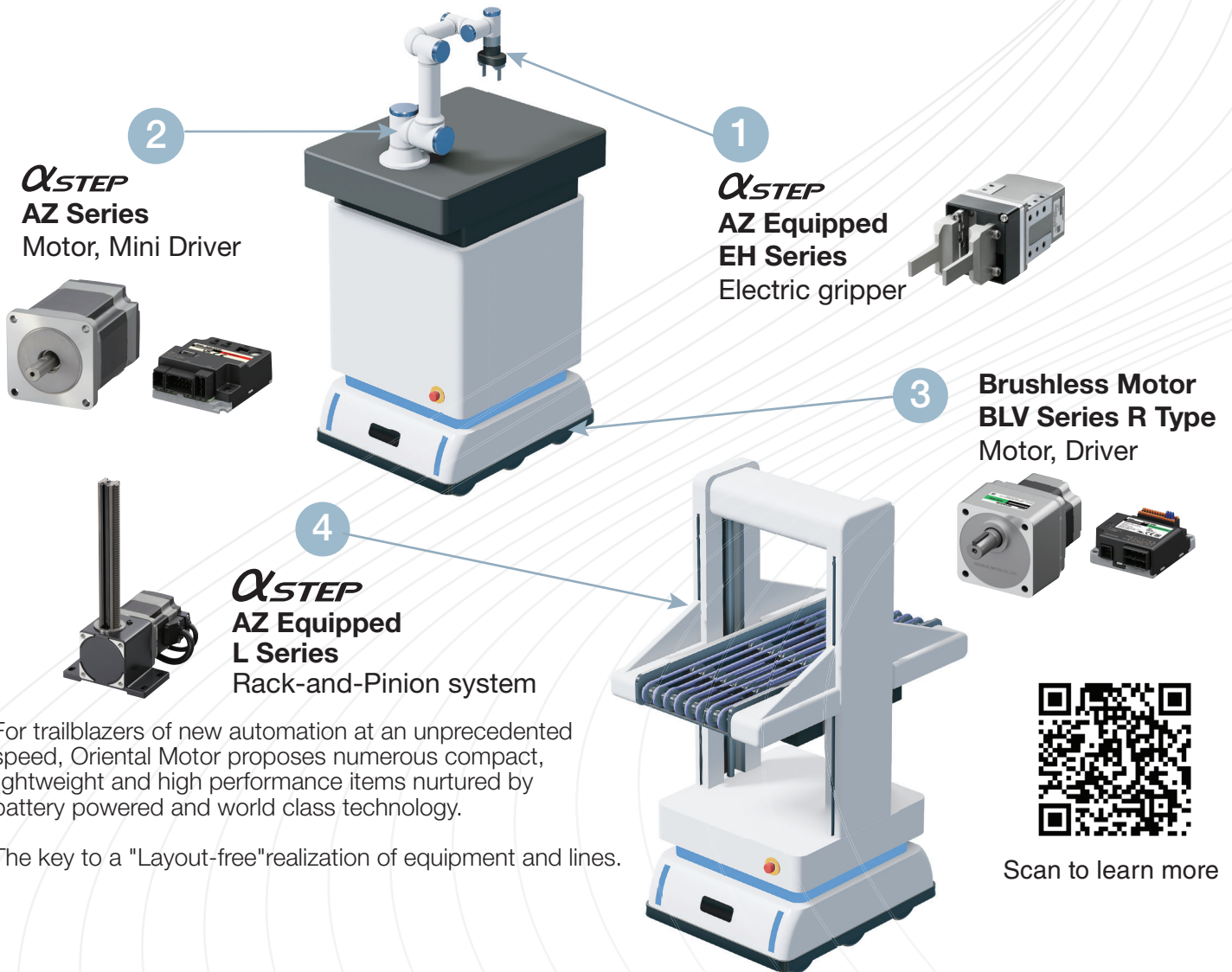
THAILAND: www.orientalmotor.co.th

VIETNAM: www.orientalmotor-vie.com.vn

https://www.orientalmotor.co.in/quotation_in/

Modular Automation

A concept that unleashes the future of automation via limitless opportunities




The diagram illustrates four modular automation components, each with a callout to its respective parts:

- 1** ***α*STEP AZ Equipped EH Series Electric gripper**: A gripper mechanism mounted on a robotic arm.
- 2** ***α*STEP AZ Series Motor, Mini Driver**: A compact motor and a small electronic driver.
- 3** **Brushless Motor BLV Series R Type Motor, Driver**: A brushless motor and a larger electronic driver.
- 4** ***α*STEP AZ Equipped L Series Rack-and-Pinion system**: A rack-and-pinion drive mechanism.

For trailblazers of new automation at an unprecedented speed, Oriental Motor proposes numerous compact, lightweight and high performance items nurtured by battery powered and world class technology.

The key to a "Layout-free" realization of equipment and lines.



Scan to learn more

Our Environmental Efforts : Carbon Neutral


Oriental Motor has proactively supported activities that considers global environmental conservation. Activities such as energy savings, conserving natural resources, waste reduction and carbon dioxide are implemented through various stages of the product life cycle. By providing beneficial products with high efficiency, compact size, high power and long life, Oriental Motor hopes to realize carbon neutrality as there is an urgent need to respond to the global environmental issues.

Oriental Motor Brushless Motors supports the switch to carbon neutrality. For example, our BMU Series offers energy-saving performance (IE4-equivalent), small and higher-powered compared against typical motors.



Look out for products with this icon, this represents that it's carbon neutral friendly.

Overview of this Product Guide



1 HEADER INFORMATION, INDEX

Product category and series names are indicated at the sides of the pages. It is convenient to check the category and series on the current page in one glance.

Product Categories and Colors

- Select Motor By Application
- alphaSTEP Hybrid Stepper Servo/Stepper Motors
- Motorized Actuators
- Network Compatible Products
- AC Speed Control Motors / Brushless Motors
- Standard AC Motors
- Cooling Fans Motors

2 QR CODE

When scanning the QR code it will direct you to the indicated page below:

- Website
- Videos
- Price/Lead Time
- Technical Guide



3 WEB SHOP / E-COMMERCE

Select between our webshop for an immediate online quotation or purchase online through our e-commerce partner, Misumi.



*Terms and Condition Applies. Applicable to selected products only.

4 GET CONNECTED WITH US!



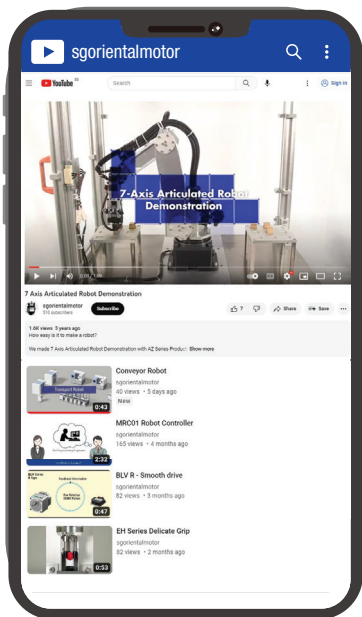
Follow us on Facebook



Subscribe to our YouTube Channel



Follow us on LinkedIn



Oriental motor



Oriental Motor Asia Pacific Headquarters - Singapore Office

Oriental Motor started with handmade motors in 1885 in Japan to carry on working on all kinds of "Motion" in the world from AC motors, Speed Control, Position Control, Mechanical Motion to Thermal Management requirements.

Our sales office and network are located internationally with offices through North America, Europe and Asia to provide the optimal motion systems as part of our total service to meet the widest market demands.

Oriental Motor stands by our basic stance of "not just being able to deliver a hundred units to one company but deliver one unit to a hundred customers" through standardizing products.

This approach has taught us the different kinds of motion required in every era from high-efficiency motors to meet the demands for more energy saving, lower heat generation to more precise motions required in today's environment.

We communicate with our customers from the stage they start studying their equipment through delivery and after-sales service. That is the character of total service and support offered by Oriental Motor.

CONTENTS

06 SELECT MOTOR BY APPLICATION

Select by: Continuous Operation/ Simple Positioning/ High Precision Positioning/ Network Communication

16 α STEP HYBRID STEPPER SERVO

21 STEPPER MOTORS

PKP Series/ CVD Series/ CVD-S Series

26 LINEAR & ROTARY ACTUATORS

EZS Series/ EAC Series/ DR Series/ DRS2 Series/ L AZ Series/ DGII Series/ EH Series

39 Network Compatible Products

MRC01 Robot Controller

41 BRUSHLESS DC MOTORS

BMU Series/ BLE2 Series/ BLH Series/ BLV Series R Type/ BLV Series

51 STANDARD AC MOTORS

World K Series/ FPW Series

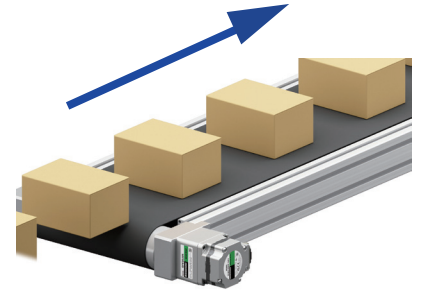
55 COOLING FANS

MU Series/ MD Series/ EMU Series

Select by movement method and purpose

Select by Operation: Continuous Operation

We introduce the best products for applications that operate continuously at a constant speed, and for applications that switch to an arbitrary set speed, such as automatic equipment.



Flowchart for "Select by Operation: Continuous Operation"

STEP 1 Select Direction of Movement

Horizontal

Vertical/Diagonal

STEP 2 Select Power Input

AC Power Input

DC Power Input

AC Power Input

STEP 3 Select Set Speed (Range)

Constant Speed

80~4000 r/min

100~3000 r/min

Constant Speed

80~4000 r/min

GOAL Product Series Determined

AC Motor



Induction Motor

Brushless Motor



BMU Series

Brushless Motor



BLH Series

AC Motor









Motor with Electromagnetic Brake

Brushless Motor



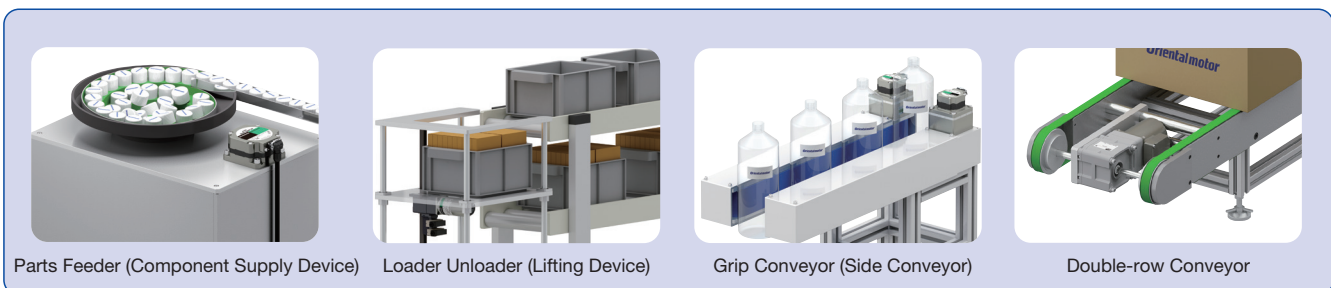
BLE2 Series

Series Feature Comparison Table for "Select by Operation: Continuous Operation"

Product Category		AC Motor	Brushless Motors	Brushless Motors	Brushless Motors
Product Series			 BLH Series	 BMU Series	 BLE2 Series
Operation		Fixed speed	Speed Control	Speed Control	Speed Control
Direction of Movement	Horizontal 	● Induction Motor	●	●	●
	Vertical /Diagonal 	● Motor With Electromagnetic Brake	—	—	● Motor With Electromagnetic Brake
Rotation Speed (Range)		1500r/min (50Hz) 1800r/min (60Hz)	80~3000r/min (For Analog Setting Type 100~3000r/min)	80~4000r/min	80~4000r/min
Speed Setting Method		—	Internal Speed Setter External Speed Setter/ External DC Voltage PWMSignal Support Software MEXE02 RS-485 Communication	Setting by Dial (Up to 4-step Speed Change)	Control Panel/ External Speed Setter/ External DC Voltage Support Software MEXE02 (Up to 16-step Speed Change)
Output Range		1~200W	15~100W	30~400W	30~400W
Maximum Torque [N · m]		60	68	518	518
Maximum Rotation Speed [r/min]		1800	3000	4000	4000
Power Input [V]		Single-phase 100/110/115 Single-phase 200/220/230 Three-phase 200/220/230/240 Three-phase 380/400/415	DC24	Single-phase 100-120 Single-phase 200-240 Three-phase 200-240	Single-phase 100-120 Single-phase 200-240 Three-phase 200-240

Application Examples for "Select by Operation: Continuous Operation"

Using specific solutions to challenges encountered in equipment produced in-house as examples, we introduce clear and easy-to-understand ways to select and use our products, using illustrations and videos.



Application

αSTEP

Stepper Motors

Linear & Rotary Actuators

Network Compatible Products

Brushless Motors

Standard AC Motors

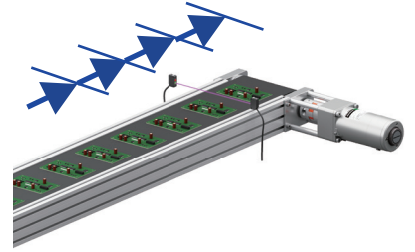
Cooling Fans

Select by movement method and purpose

Select by Operation: Simple Positioning

We introduce products that are ideal for applications where you need to stop conveyed items at the target position, or decelerate in front of the target position to stop conveyed items there.

*To detect conveyed items, it is necessary to install a sensor at the stop position and control it using a higher-level device.



Flowchart for "Select by Operation: Simple Positioning"

STEP 1 Select Direction of Movement

Horizontal

Vertical/Diagonal*

* Please check the next page's table for products suitable for "vertical/diagonal" applications.

STEP 2 Select Positioning Method

Positioning with an External Sensor

Positioning Function Built into the Driver

STEP 3 Select Power Input

AC Power Input

DC Power Input

DC Power Input

GOAL Product Series Determined

Brushless Motor



BMU Series

Stepper Motor



**PKP Series/ CVD Series
RS-485 Communication
Type Driver**

Brushless Motor









BLH Series

Stepper Motor



**PKP Series/ CVD Series
RS-485 Communication
Type Driver**

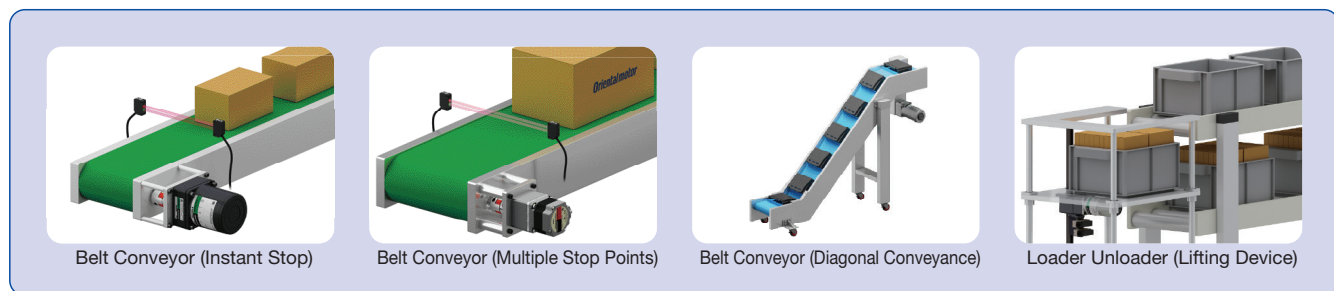
Series Feature Comparison Table for "Select by Operation: Simple Positioning"

Product Category		Stepper Motor	Brushless Motors	Brushless Motors	Brushless Motors
Product Series		 PKP Series/ CVD Series RS-485 Communication	 BLH Series	 BMU Series	 BLE2 Series
Direction of Movement	Horizontal 	●	●	●	●
	Vertical /Diagonal 	—	—	—	●
Positioning Method		Positioning with an External Sensor/ Built into the Driver	Positioning with an External Sensor	Positioning with an External Sensor	Positioning with an External Sensor
Load Holding Method		Holding Torque in Excitation	Electromagnetic Brake/ Load Hold Function*1	Load Hold Function	Electromagnetic Brake/ Load Hold Function
Output Range		—	15~100W	30~400W	30~400W
Maximum Torque [N · m]		5 (Maximum Static Torque in Excitation)	68	518	518
Maximum Rotation Speed [r/min]		6000 (Reference Values)	3000	4000	4000
Stop Accuracy (Representative Value)		±0.05°	0.3 Rotations*2	0.3 Rotations*2	0.3 Rotations*2
Power Supply Voltage [V]		DC24	DC24	Single-phase 100-120 Single-phase 200-240 Three-phase 200-240	Single-phase 100-120 Single-phase 200-240 Three-phase 200-240

*1 Only for digital type and RS-485 communication type. *2 This is the amount of overrun when operated at 1500 r/min, equivalent to an AC motor.

Application Examples for "Select by Operation: Simple Positioning"

Based on specific examples of equipment manufactured in-house and solutions for equipment problems, we will introduce how to select and utilize our products in an easy-to-understand manner using illustrations and videos.



Application

αSTEP

Stepper Motors

Linear & Rotary Actuators

Network Compatible Products

Brushless Motors


Standard AC Motors

Cooling Fans

Select by Operation and Application

Select by Operation: High Precision Positioning

We guide you to the optimal products for applications requiring precise and detailed positioning.



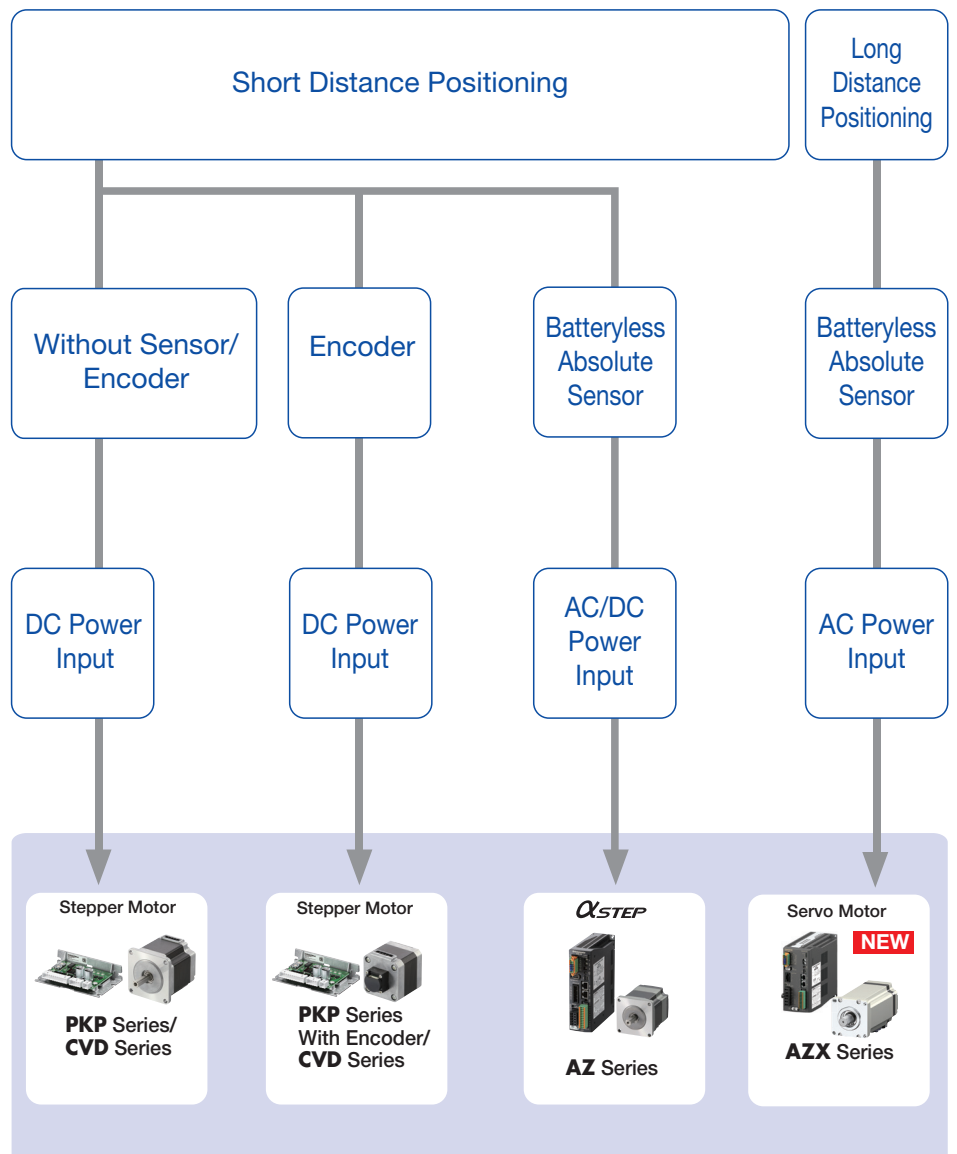
Flowchart for "Select by Operation: High Precision Positioning"

STEP 1 Select Operating Conditions






STEP 2 Select Sensor/Encoder

STEP 3 Select Power Input

GOAL Product Series Determined



Series Feature Comparison Table for "Select by Operation: High Precision Positioning"

Product Category		Stepper Motor	<i>α</i> STEP	Servo Motor
Product Series		 PKP Series/CVD	 AZ Series	NEW  AZX Series
Operating Conditions	Short Distance Positioning 	●	●	—
	Long Distance Positioning 	—	—	●
Presence of Sensor/Encoder (Type)		Present (Encoder) Absent	Present (Batteryless Absolute Sensor)	Present (Batteryless Absolute Sensor)
Control Method		Pulse Train RS-485 Communication	FA Network Positioning Function Built-in Pulse Train	FA Network
Output Range		—	—	400W
Maximum Torque [N · m]		9.5	52	25.7 (Rated Torque)
Maximum Rotation Speed [r/min]		6000 (Reference Values)	6000 (Reference Values)	5500
Stop Accuracy (Representative Value)		±0.05°	±0.05°	—
Power Supply Voltage [V]		DC24	Single-phase 100-120 Single-phase 200-240 Three-phase 200-240	Single-phase 200-240 Three-phase 200-240

●The list price includes the motor, driver, and cable (1m).

Application Examples for "Select by Operation: High Precision Positioning"

Based on specific examples of equipment manufactured in-house and solutions for equipment challenges, we introduce how to select and utilize our products, making it easily understandable with illustrations and videos.



Application

αSTEP

Stepper Motors

Linear & Rotary Actuators

Network Compatible Products

Brushless Motors


Standard AC Motors

Cooling Fans

Select by Operation and Application

Select by Operation: Limit Tension and Torque

We guide you to the optimal products for applications such as maintaining a constant tension during winding, limiting force during tightening, and applying/holding a constant force.



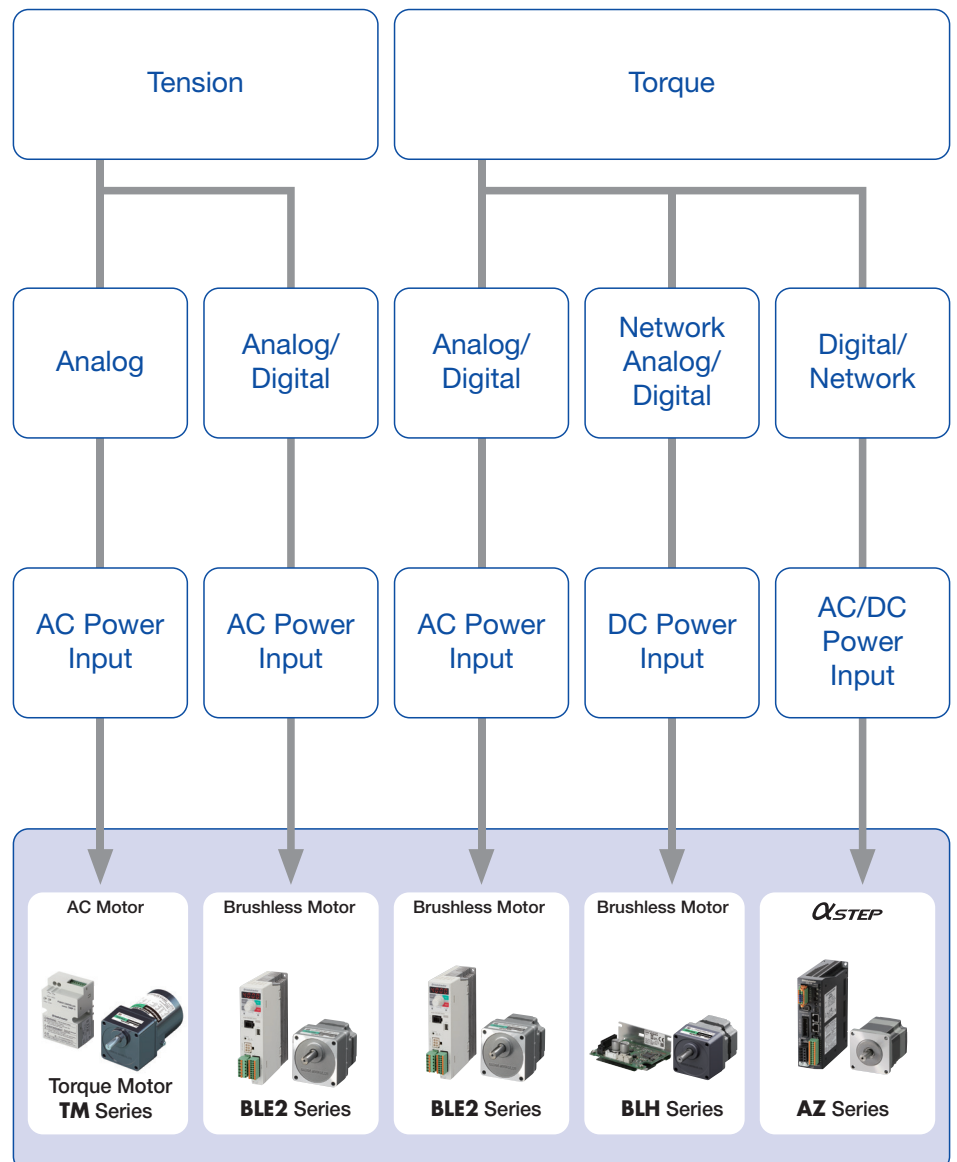
Flowchart for "Select by Operation: Limit Tension and Torque"

STEP 1 Select the Control Application





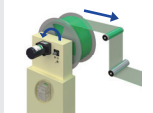

STEP 2 Select Setting Method

STEP 3 Select Power Input

GOAL Product Series Determined

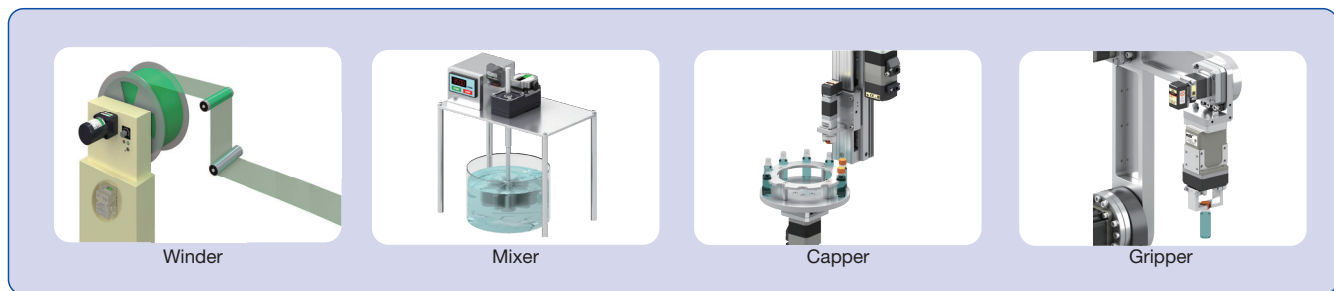


Series Feature Comparison Table for "Select by Operation: Limit Tension and Torque"

Product Category		AC Motor	Brushless Motor	Brushless Motor	<i>αSTEP</i>
Product Series		 TM Series	 BLH Series	 BLE2 Series	 AZ Series
Control Application	Tension 	●	—	●	—
	Torque 	—	●	●	●
Setting Methods		Analog (Internal Torque Setter/External Torque Setter / External DC Voltage)	Analog/Digital FA Network	Analog/Digital	Digital FA Network
Output Range		3~40W	15~50W	30~400W	—
Maximum Torque [N · m]		20	68	518	52 (Maximum Static Torque in Excitation)
Maximum Rotation Speed [r/min]		900	3000	400	6000 (Reference Values)
Power Supply Voltage [V]		Single-phase 100, 110/115 Single-phase 200, 220/230	DC24	Single-phase 100-120 Single-phase 200-240 Three-phase 200-240	Single-phase 100-120 Single-phase 200-240 Three-phase 200-240 DC24/DC48

Application Examples for "Select by Operation: Limit Tension and Torque"

Based on specific examples of equipment manufactured in-house and solutions for equipment challenges, we introduce how to choose and utilize our products, making it easily understandable with illustrations and videos.



Application

αSTEP

Stepper Motors

Linear & Rotary Actuators

Network Compatible Products

Brushless Motors

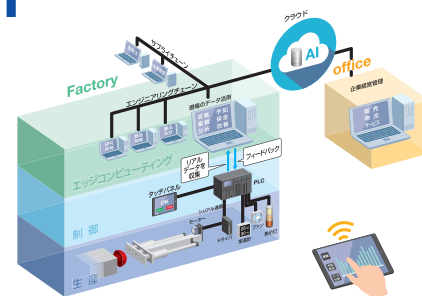
Standard AC Motors

Cooling Fans

Select by Operation and Application

Select by: Network Communication

We offer a range of motors/electric actuators that can be directly connected to various FA networks.



Classification for "Select by Network Communication"

We provide drivers and motors/electric actuators that can be directly controlled via the EtherCAT communication protocol. Applicable products: α STEP **AZ** series / **AZ** series electric actuators.

We provide drivers and motors/electric actuators that can be directly controlled via the EtherNet/IP communication protocol. Applicable products: α STEP **AZ** series / **AZ** series electric actuators.

We provide drivers and motors/electric actuators that can be directly controlled via the PROFINET communication protocol. Applicable products: α STEP **AZ** series / **AZ** series electric actuators.

We provide drivers and motors/electric actuators that can be directly controlled via the MECHATROLINK communication protocol. Applicable products: α STEP **AZ** series / **AZ** series electric actuators.

We provide drivers and motors/electric actuators that can be directly controlled via the SSCNET III/H communication protocol. Applicable products: α STEP **AZ** series / **AZ** series electric actuators.

We offer a motor that can be directly controlled via the CC-LINK communication protocol. It supports the CC-Link Ver.1.1 field network system, realizing system wiring reduction and real-time monitoring, thereby contributing to a reduction in wiring labor and improved maintenance.

▶ Brushless Motor **BLE** Series, compatible with CC-Link Ver.1.1.



We offer a motor that can be directly controlled via the CANopen communication protocol. It allows for low-speed operation starting from 1r/min, achieving a smooth drive. Both the motor and driver have been significantly miniaturized and made lighter.

▶ Brushless Motor **BLV** Series **R**-Type.



We offer a range of drivers and motors/electric actuators that can be directly controlled via the Modbus (RTU) communication protocol.

(Example) When selecting by "EtherCAT"

STEP 1 Select the type of driver

AC : Single-phase 100-120V, Single-phase/Three-phase 200-240V Input
 DC : DC24/48V Input

1 Single-axis driver

AZ Series Single-axis driver

AC
DC



2 mini driver

NEW

AZ Series Mini driver

DC



3 Multi-axis driver


AZ Series Multi-axis driver

DC



● The listed price includes the motor, driver, and cable (1m).


STEP 2 Select the motor/electric actuator to connect to the driver




"Hybrid Stepper Servo αSTEP"
AZ Series Motor



Electric Slider
EVS Series equipped with AZ Series




Electric Cylinder
EAC Series equipped with AZ Series



Compact Electric Cylinder
DR/DRS2 Series equipped with AZ Series



Rack and Pinion System
L Series equipped with AZ Series



NEW
Electric Gripper
EH Series equipped with AZ Series



Hollow Rotary Actuator
DGII Series equipped with AZ Series

- Modbus (RTU) is a registered trademark of Schneider Automation Inc.
- EtherCAT® is a patented technology licensed by Beckhoff Automation GmbH (Germany), and is a registered trademark.
- MECHATROLINK is a registered trademark of the MECHATROLINK Association.
- CC-Link is a registered trademark of the CC-Link Association.
- CANopen® is a registered trademark of CAN in Automation e.V.
- PROFINET is a registered trademark or trademark of PROFIBUS Nutzerorganisation e.V (PNO), and SSCNET III /H is a registered trademark or trademark of Mitsubishi Electric Corporation.
- EtherNet/IP® is a registered trademark of ODVA.

DRIVER TYPES

AC : Single-Phase 100-120 VAC, Single-Phase/Three-Phase 200-240 VAC Input

DC : 24/48 VDC Input

Interface	Driver Type (Driver types name)		
	Single-Axis Driver	mini Driver	Multi-Axis Driver
	<p>AC DC</p> <p>EtherCAT Drive Profile Compatible *1</p>	<p>DC</p> <p>EtherCAT Drive Profile Compatible *1</p>	<p>DC</p> <p>EtherCAT Drive Profile Compatible *1</p>
	<p>AC DC</p> <p>EtherNet/IP Compatible</p>	<p>DC</p> <p>EtherNet/IP Compatible</p>	—
	<p>AC DC</p> <p>PROFINET Compatible</p>	<p>DC</p> <p>PROFINET Compatible</p>	—
	<p>AC</p> <p>MECHATROLINK- III Compatible</p>	<p>DC</p> <p>RS-485 Communication Type *2</p>	<p>DC</p> <p>MECHATROLINK- III Compatible</p>
	<p>AC</p> <p>SSCNET III Compatible</p>	—	<p>DC</p> <p>SSCNET III Compatible</p>
	<p>AC DC</p> <p>Built-In Controller Type *2</p>	<p>DC</p> <p>RS-485 Communication Type *2</p>	—
Modbus (RTU)	<p>AC DC</p> <p>Built-In Controller Type</p>	<p>DC</p> <p>RS-485 Communication Type</p>	—
Pulse	<p>AC DC</p> <p>Pulse Input Type Pulse Input Type with RS-485 Communication</p>	—	—
I/O	<p>AC DC</p> <p>Built-In Controller Type</p>	—	—

*1 EtherCAT drive profile compatible drivers have passed the official EtherCAT conformance test.

*2 Control using CC-Link and MECHATROLINK is possible when used with an optional network converter (gateway).



alphaSTEP motors are used to achieve precise positioning via digital control. The motor operates by accurately synchronizing with the pulse signal output from the controller to the driver. Stepper motors, with their ability to produce high torque at low speed while minimizing vibration, are ideal for applications requiring quick positioning over a short distance.



Technical Guide



Watch Video

alphaSTEP Motors Features



Easy to use

Unlike Servo motors which requires high maintenance in terms of tuning. Stepper motors nowadays perform on equal footing hassle-free.



Operation Setting/Data Setting

You can set and edit operation data and each parameter by a computer. Besides, it can conduct teaching and monitor the condition of each model. A communication cable is required for connecting an applicable product and a computer.




Network Compatible

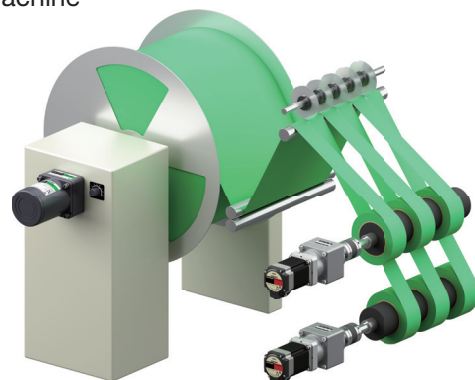
Our AZ Series are compatible with major Factory Automation (FA) networks used all over the world. This includes EtherCAT, EtherNET/IP, PROFINET, Modbus RTU and MECHATROLINK- III.

APPLICATIONS

Robot Arms



Slitting Machine



Types of alphaSTEP

We have lined up products that correspond to various devices, controls, and systems. In addition to standard type motors, we also offer geared motors and electric actuators that combine mechanical components with the motor. The driver lineup includes products that support various FA networks. By selecting the same series of motors and drivers within the device, you can unify wiring, control, and maintenance parts, reducing startup time and effort.

alphaSTEP with Batteryless Absolute Sensor

AZ Series

Our unique alphaSTEP which employs closed-loop control, is equipped with an ABZO sensor. This system realizes an absolute system without the need for a battery. We also offer network-compatible drivers, making advanced positioning available at an affordable price.

AC Power Input



Frame Size

40 / 42mm
60mm
85 / 90mm

Power Input

Single-phase 100-120V
Single-phase/Three-phase 200-240V

DC Power Input



Frame Size

20mm
28 / 30mm
40 / 42mm
60mm

Power Input

DC24V/DC48V*1*2

*1 Excludes mounting dimensions of 20mm, 28mm (30mm)
*2 Excludes Pulse Train Input Type

Motor type	Geared Types	Electromagnetic Brake	Network-Compatible
Cable Type Connector Type NEW	TS (Spur Gear Mechanism) FC (Right Angle Gear) PS (Planetary Gear Mechanism) HPG (Planetary Gear Mechanism) Harmonic	●	

● For positioning function built-in type, control via CC-Link is possible by using a separately sold network converter (gateway).

Main Features	Equipped with Multi-turn Absolute Sensor No External Sensor Required No Battery Needed Wide Variety of Interface Types and Power Input Types
Driver Type	Press-Drive Function Extended Function Waveform Monitor Function
Driver Functions	Network-Compatible Positioning Function Built-in Type Pulse Train Input Type with RS-485 Communication Pulse Train Input Type

alphaSTEP with Batteryless Absolute Sensor

AZ mini Driver NEW

This is a network compatible driver that is even smaller and lighter than a box type driver. It also supports battery power. AZ series DC power input motors and electric actuators equipped with them can be connected.

DC Power Input



Main Features	Pursuit of Compactness and Lightness Battery Power Compatible Space-Saving, Reduced Wiring
Driver Type	Network-Compatible
Network-Compatible	EtherCAT, EtherNet/IP, Modbus (RTU), PROFIBUS



AZ Mini Driver



Technical Page

AZ Multi-Axis Driver Series

You can connect DC power input motors and electric actuators equipped with them. We have prepared network-compatible products for each. (Axis count: 2 axes, 3 axes, 4 axes)

DC Power Input



Main Features	Control Multiple Axes with One Driver (Up to 4 Axes) Space-Saving, Reduced Wiring
Driver Type	Network-Compatible RS-485 Communication Type Pulse Train Input Type with RS-485 Communication
Network-Compatible	EtherCAT, SSCNET III/H, MECHATROLINK



Network Products



Watch Video

● Control is possible via CC-Link and MECHATROLINK by using a separately sold network converter (gateway).

Power Input	Motor type	Geared Types	Driver Functions
DC24V/DC48V*1	Cable Type	TS (Spur Gear Mechanism) FC (Right Angle Gear) PS (Planetary Gear Mechanism) HPG (Planetary Gear Mechanism) Harmonic	Press-Drive Function Extended Function Waveform Monitor Function
Motor Mounting Dimensions	Electromagnetic Brake		
20mm 28 / 30mm 40 / 42mm 60mm	●		

*1 Excludes mounting dimensions of 20mm, 28mm (30mm)

Servo Motors

AZX Series **NEW**

These servo motors are equipped with a battery-free absolute sensor. They are suitable for positioning applications with a large amount of travel, since they achieve high torque in the high speed range.

The basic operations are the same as the **AZ** Series, making combined use in equipment easy.







Frame Size

60mm
85mm
90mm

Power Input

Single-phase/Three-phase 200-240V

Motor type	Output Power	Frame Size	Cable Type	Cable Length
Standard Standard Type with Electromagnetic Brake 	400W	60mm	Connection Cable Sets -For Motor / Encoder 	1 to 20 m
	600W	85mm		
PS Geared PS Geared Type with Electromagnetic Brake Gear Ratio 5 10 25 	400W	90mm	Flexible Connection Cable Sets -For Motor / Encoder 	
	600W	90mm*		

● EtherNet/IP™ is a trademark of ODVA.

*Gear ratio 5 only

Main Features	High Torque in the High Speed Range Battery Free, No External Sensor Required Reduced Wiring
Driver Type	Network-Compatible
Network-Compatible	EtherNet/IP EtherCAT

STEPPER MOTORS

Stepper motors enable accurate positioning with ease. They are used in various types of equipment for accurate rotation angle and speed control using pulse signals. Stepper motors generate high torque with a compact body and are ideal for quick acceleration and response and are able to hold standstill positions due to their mechanical design. Stepper motor solutions consist of a driver (which takes pulse signals in and converts them to motor motion) and a stepper motor.




Technical Guide



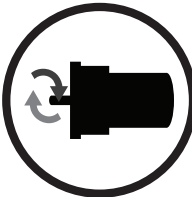
Watch Video

Open-Loop Stepper Motors Features



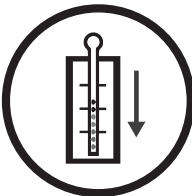
Low Vibration

Revising the magnetic design has achieved lower vibration than conventional products.



High Torque

The maximum torque that can be used during motor operation is now wider. Various types of applications can be equipped with our open-loop stepper motors.




Reduced Temperature Rise

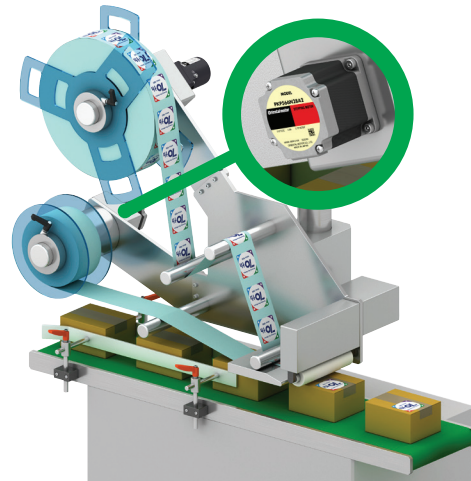
The motor surface temperature rise compared to when operating at low-speeds and high torque regions are significantly reduced.

APPLICATIONS

Visual Stage Inspection



Labeler



Application

aSTEP

Stepper Motors

Linear & Rotary Actuators

Network Compatible Products

Brushless Motors

Standard AC Motors


Cooling Fans

STEPPER MOTOR PRODUCT SYSTEM

PKP Series/ CVD Series

The **PKP** and **CVD** Series adopt both a 5 or 2-Phase stepper motor. This series of stepper motors offer higher torque and lower vibration in low operating speed regions. High current is now possible by the revised motor winding design and the highly efficient design of the drive circuit.


Stepper Motor/Driver



PKP Series/ CVD Series Pulse Input Type Driver


This motor and pulse input type driver meets the need for easily operating a stepper motor with pulse signal input. We have further pursued high-efficiency design, high torque, and low vibration, improving performance.

PKP Series/CVD Series RS-485 Communication Type Driver.



PKP Series/ CVD Series RS-485 Communication Type Driver

This motor and **RS-485** communication type driver meet the need for controlling a stepper motor using Modbus (RTU) and for easily setting data with a touch panel. You can control up to 31 axes of drivers with a single upper-level control device.



PKP Series/ CVD Series S Type

The **CVD-S** Type stepper motor driver offers superior performance and value and is ideal for OEM or compact space installation.



PK Series Vacuum Type/ CVD Series

It can be used in a vacuum environment of 10^{-5} ~ 10^{-4} . It is ideal for positioning under vacuum conditions and inside manufacturing equipment for semiconductors, liquid crystals, etc.

Application

αSTEP

Stepper Motors

Linear & Rotary Actuators

Network Compatible Products

Brushless Motors

Standard AC Motors

Cooling Fans

PKP Series

Standard Type

Standard Type

2-Phase 5-Phase



Frame Size

20mm
28mm
35mm
42mm
56.4mm
85mm

Basic Step Angle

1.8°

Standard Type with Encoder

2-Phase 5-Phase



Frame Size

20mm
28mm
35mm
42mm
56.4mm

Basic Step Angle

1.8°

Standard Type With Electromagnetic Brake

2-Phase 5-Phase



Frame Size

28mm
35mm
42mm
56.4mm

Basic Step Angle

1.8°

Features

- High Torque
- Low Vibration
- Mini Connector specification and connector specification are available for some lineups.

High-Resolution Type

High-Resolution Type

2-Phase 5-Phase



Frame Size

42mm
56.4mm

Basic Step Angle

0.9°


High-Resolution Type with Encoder

2-Phase 5-Phase



High-Resolution Type With Electromagnetic Brake

2-Phase 5-Phase



Features

- The Resolution is twice as high as the standard type
- High Precision Positioning and Vibration Reduction
- Mini Connector specification and connector specification are available for some lineups.

Application

cSTEP

Stepper Motors

Linear & Rotary Actuators

Network Compatible Products

Brushless Motors

Standard AC Motors

Cooling Fans

Flat Type

Flat Type

2-Phase



Frame Size

42mm
60mm

Basic Step Angle

1.8°

Flat with Harmonic Geared

2-Phase



Frame Size

51mm
61mm

Basic Step Angle

0.018° - 0.036°


Features

- Thin, lightweight, can be installed even in narrow spaces
- Equipped with a harmonic gear, capable of driving with high inertia

SH Geared Type/CS Geared Type/ TS Geared Type

SH Geared Type

2-Phase



Frame Size

28mm
42mm
60mm

Basic Step Angle

0.5° - 0.05°

SH Geared Type with Encoder

2-Phase




Features

- Reduction, torque up, resolution up, effective for vibration control
- Less backlash compared to conventional products
- Types of Reduction Ratio (3.6, 7.2, 9, 10, 18, 36)

CS Geared Type

2-Phase



Frame Size


28mm
42mm
60mm

Basic Step Angle

0.5° - 0.05°

TS Geared Type

5-Phase




Features

- Center Shaft Shape
- High Torque
- Large allowable radial load
- Types of Reduction Ratio (5, 10, 15, 20)

Features

- Spur Gear Mechanism
- Equipped with low reduction ratio, high-speed operation
- Types of Reduction Ratio (3.6, 7.2, 10, 20, 30)

CVD Series/CVD-S Series



Frame Size

- 20mm
- 28mm
- 35mm
- 42mm
- 56.4mm
- 85mm

Basic Step Angle

1.8°



Control Method	With Pulse Input	With RS485 Interface
I/O	—	Return to the reference point positioning mode Speed specification [2-phase/5-phase]
Pulse Input	1-Pulse/2-Pulse mode Adjustable microstep resolution	—
Modbus (RTU)	—	Return to the reference point Positioning mode Direct Data Operation* Speed control

*Operation with direct data means that the parameters for position and speed are overwritten each time.

Features

- High-performance driver, one of the smallest class in the industry
- Low vibration due to full-time microstepping

Frame Size	Motor Type	Available Feedback	Current / Phase	Max. Holding Torque
28mm	Standard Type (0.72°)	—	1.2A	0.052 ~ 0.091 N·m
42mm	Standard Type (0.72°) High-Resolution (0.36°)	Encoder	1.8A	0.22 ~ 0.5 N·m
	With Gear Type	—		0.65 ~ 2.3 N·m
56mm	Standard Type (0.72°) High-Resolution (0.36°)	Encoder	2.4A~ 3.8A	0.44 ~ 2.1 N·m
60mm	With Gear Type	—	2.8A	1.8 ~ 6 N·m

Application

αSTEP

Stepper Motors

Linear & Rotary Actuators


Network Compatible Products

Brushless Motors

Standard AC Motors

Cooling Fans

EZS Series/EAC Series   



An electric actuator is a combination product consisting of a linear or rotary mechanism and electric motor and when pre-assembled offers an easier design, shorter installation time and high quality. Drawing on our expertise as a motor manufacturer, Oriental Motor offers a wide range of linear motion products in various shapes and sizes, featuring different motor types, drive methods and power inputs.




Technical Guide



Watch Video

Actuators Features



Repeatable & Accurate

The amount of error that is generated when positioning is performed repeatedly to the same position in the same direction is highly dependable with high accuracy.



Operation Setting/Data Setting

You can set and edit operation data and each parameter by a computer. Besides, it can conduct teaching and monitor the condition of each model. A communication cable is required for connecting an applicable product and a computer.




Network Compatible


Our AZ Series are compatible with major Factory Automation (FA) networks used all over the world. This includes EtherCAT, EtherNET/IP, PROFINET, Modbus RTU and MECHATROLINK- III.

APPLICATIONS

Screw Tightening Machine



Sorting Machine



EZS Series   
αSTEP Equipped with **AZ**

Straight Type



Reversed Motor Type



Clean Room Compatible



Model	Power Input	[Lead] mm	Stroke [mm]	Maximum speed [mm/s]	Upper row: Dynamic permissible moment [N.m] Lower row: Static permissible moment [N.m]			Horizontal loadable mass [Kg]	Vertical loadable mass [Kg]	Repeatability positioning accuracy [mm]					
					MP	MY	MR								
EZSM3 54*50mm	AC Power Input	12	50~700	800	7	4.2	10.5	7.5	3.5	±0.02					
		6		400				15	4.2						
	DC Power Input	12		600				26.4	26.4		52.0	7.5	3.5		
		6		300				15	7						
EZSM4 74*50mm	AC Power Input	12		50~700	800	8	8	27.8	15		7	±0.02			
		6			400				30		14(12.5)*				
	DC Power Input	12			600				51.2		42.5		176	15	7
		6			300				30		14(12.5)*				
EZSM6 74*66.5mm	AC Power Input	12	50~850		800	45.7	37.5	55.6	30	15	±0.02				
		6			400				60	30					
	DC Power Input	12			600				290	187			340	30	15
		6			300				60	30					

*The values in () are for the return type.



EZS Series Features

Application

αSTEP

Stepper Motors

Linear & Rotary Actuators

Network Compatible Products

Brushless Motors

Standard AC Motors

Cooling Fans

EAC Series   
αSTEP Equipped with **AZ**

Straight Type

Reversed Motor Type



Model	Power Input	[Lead] mm	Stroke [mm]	Maximum speed [mm/s]	Thrust [N]	Push force [N]	Horizontal loadable mass [Kg]	Vertical loadable mass [Kg]	Repeatability positioning accuracy [mm]
EACM2 28*28mm	DC Power Input	6	50~150	300	25	40	7.5	2.5	±0.02
		3		150	50	80	15	5	
EACM4 42*42mm	AC Power Input	12	50~300	600	~70	100	30	14(12.5)*	
		6		300	~140 _{(125)*}	200	15	7	
	DC Power Input	12		600	~70	100	30	14(12.5)*	
		6		300	~140 _{(125)*}	200	15	7	
EACM6 60*60mm	AC Power Input	12	50~300	600	~200	400	60	30	
		6		300	~400 _{(360)*}	500	30	15	
	DC Power Input	12		600	~200	400	60	30	
		6		300	~400 _{(360)*}	500	30	15	

Straight Type

Shaft Guide Cover Included

Reversed Motor Type


Shaft Guide Cover Included

Straight Type

Shaft Guide Included

Reversed Motor Type

Shaft Guide Included












Model	Power Input	[Lead] mm	Stroke [mm]	Maximum speed [mm/s]	Thrust [N]	Push force [N]	Horizontal loadable mass [Kg]	Vertical loadable mass [Kg]	Repeatability positioning accuracy [mm]
EACM2W 28*86mm	DC Power Input	6	50~150	300	25	40	7.5	2.0	±0.02
		3		150	50	80	15	4.5	
EACM4W 42*42mm	AC Power Input	12	50~300	600	~70	100	30	13(11.5)*	
		6		300	~140 _{(125)*}	200	15	6	
	DC Power Input	12		600	~70	100	30	13(11.5)*	
		6		300	~140 _{(125)*}	200	15	6	
EACM6W 60*60mm	AC Power Input	12	50~300	600	~200	400	60	28	
		6		300	~400 _{(360)*}	500	30	13	
	DC Power Input	12		600	~200	400	60	28	
		6		300	~400 _{(360)*}	500	30	13	



EAC Series Features

LINEAR & ROTARY ACTUATORS EZS Series/EAC Series

Main Features	Wide Variety of Products to Match Installation Spaces and Environments Cable Outlet Can be Rotated High Speed Driving with Light Load or Heavy Load
Driver Type	Network-Compatible Built-In Controller Type Pulse Input Type Pulse Input Type with RS-485 Communication Multi-axis Driver
Network-Compatible	     
Network-Compatible Multi-axis Drivers	  

Application

αSTEP

Stepper Motors

Linear & Rotary Actuators


Network Compatible Products

Brushless Motors

Standard AC Motors

Cooling Fans

DR Series/ DRS2 Series   



The **DR / DRS2** Series is a compact linear actuator *αSTEP* equipped with a ball screw to achieve linear operation suitable for fine-feeding in linear operation and high-precision positioning.




Technical Guide



Watch Video


Actuators Features



Reduced Installation Time
Compared to in-house construction, both actuators are solutions which are easy and fast to install without the need for adjustment.

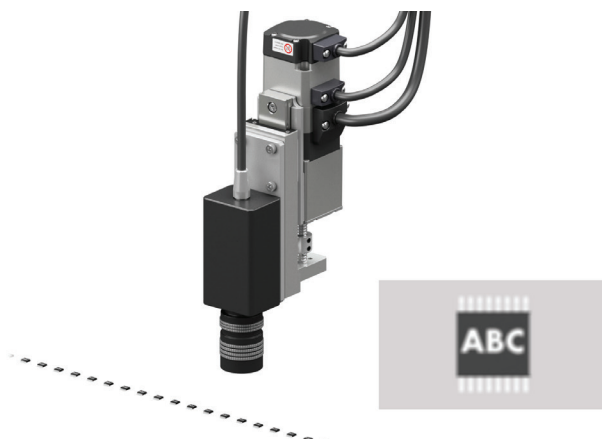


Reduce Cost
Thanks to the absolute system no home sensors are required. This simplifies the wiring and reduces costs.




Network Compatible
Our AZ Series are compatible with major Factory Automation (FA) networks used all over the world. This includes EtherCAT, EtherNET/IP, PROFINET, Modbus RTU and MECHATROLINK-III.

APPLICATIONS



Camera inspection



Injection

Application

αSTEP

Stepper Motors

Linear & Rotary Actuators

Network Compatible Products

Brushless Motors

Standard AC Motors

Cooling Fans

DR Series 

αSTEP Equipped with **AZ Series** (Mounting dimensions of 20mm, 28mm)


Table Type



DC Power Input

Mounting dimensions [mm]	Dynamic Permissible Moment [N.m]			Stroke [mm]	Ball Screw Type	Accuracy		Lead [mm]	Speed [mm/s]	Thrust [mm/s]	Movable Mass [Kg]	
	MP	MY	MR			Repeated positioning accuracy [mm]	Lost Motion [mm]				Horizontal	Vertical
20	0.1	0.05	0.15	25	Precision	± 0.003 [± 0.01]*	Less than 0.02	1	20	15	0.5	1
28	0.3	0.24	1.5	30	Rolled	+0.01	Less than 0.05		40	40	4	4
					Precision	± 0.003 [± 0.05]*	Less than 0.02	2.5	100	20		

Rod Type



DC Power Input

Mounting dimensions [mm]	Stroke [mm]	Ball Screw Type	Accuracy		Lead [mm]	Speed [mm/s]	Thrust [mm/s]	Movable Mass [Kg]	
			Repeated positioning accuracy [mm]	Lost Motion [mm]				Horizontal	Vertical
20	25	Precision	± 0.003	Less than 0.02	1	20	15	1.5	1.5
28	30	Rolled	+0.01	Less than 0.05		40	40	4	4
		Precision	± 0.003	Less than 0.02	2.5	100	20		

*Specifications may vary depending on conditions. Please check the specifications of each product for details.



DR/DRS2 Series Features

Application

αSTEP

Stepper Motors

Linear & Rotary Actuators

Network Compatible Products

Brushless Motors


Standard AC Motors

Cooling Fans

DRS2 Series (RoHS) CE c 

αSTEP Equipped with **AZ** Series (Mounting dimensions of 20mm, 28mm)


Guide Included Type



DC Power Input **Electromagnetic Brake**







Mounting dimensions [mm]	Dynamic Permissible Moment [N.m]			Stroke [mm]	Ball Screw Type	Accuracy		Lead [mm]	Speed [mm/s]	Thrust [mm/s]	Movable Mass [Kg]	
	MP	MY	MR			Repeated positioning accuracy [mm]	Lost Motion [mm]				Horizontal	Vertical
42	1.3	1.0	2.5	40	Rolled	±0.01 [±0.02]*	Less than 0.05	2	50	200	10	10
					8			200	50	5	5	
					Precision	±0.003 [±0.05]*	Less than 0.02	2	50	200	10	10

No Guide Type



DC Power Input **Electromagnetic Brake**

Mounting dimensions [mm]	Stroke [mm]	Ball Screw Type	Accuracy		Lead [mm]	Speed [mm/s]	Thrust [mm/s]	Movable Mass [Kg]	
			Repeated positioning accuracy [mm]	Lost Motion [mm]				Horizontal	Vertical
42	40	Rolled	+0.01	Less than 0.05	2	50	200	40	20
					8	200	50	5	5
		Precision	±0.003	Less than 0.02	2	50	200	40	20
60	50	Precision	+0.01	Less than 0.05	2.5		200	50	50

Main Features	Easily Change the Push Force and Time Low Speed Pushing Possible
Driver Type	Network-Compatible Built-In Controller Type Pulse Input Type Pulse Input Type with RS-485 Communication Multi-axis Driver
Network-Compatible	     



Hollow Rotary Actuators



An electric actuator is a combination product consisting of a linear or rotary mechanism and an electric motor, and when pre-assembled offers an easier design, shorter installation time, and high quality. Drawing on our expertise as a motor manufacturer, Oriental Motor offers a wide range of linear motion products in various shapes and sizes, featuring different motor types, drive methods, and power inputs.

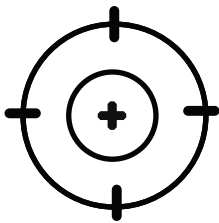


Technical Guide



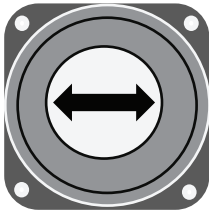
Watch Video

Hollow Rotary Actuators Features




Positioning Accuracy with Non-Backlash

The amount of error generated when positioning is performed repeatedly in the same position and in the same direction is highly dependable on high accuracy.



High Power and High Rigidity

Tables and arms can be installed directly onto the output table. The hollow centres allow one to save the hassle and cost of designing an installation mechanism and arranging the necessary mechanical parts or wiring.



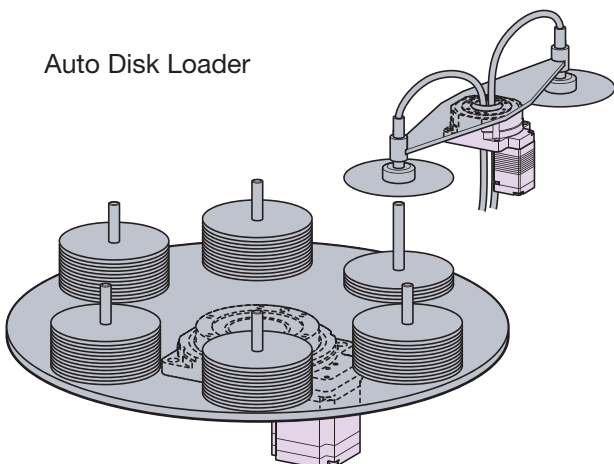


Network Compatible

Our AZ Series are compatible with major Factory Automation (FA) networks used all over the world. This includes EtherCAT, EtherNET/IP, PROFINET, Modbus RTU and MECHATROLINK-III.

APPLICATIONS

Auto Disk Loader



IC Inspection

Application

aSTEP

Stepper Motors

Linear & Rotary Actuators

Network Compatible Products

Brushless Motors

Standard AC Motors


Cooling Fans

DGII Series (RoHS) CE c **UL**® us

αSTEP Equipped with **AZ** Series

DGM60

DC Power Input



Frame Size

60mm

Hollow Diameter [mm]

φ 28

DGM85R

DC Power Input

AC Power Input



Frame Size

85mm


Hollow Diameter [mm]

φ 33

DGM130

DC Power Input

AC Power Input



Frame Size


130mm

Hollow Diameter [mm]

φ 62

DGM200R

AC Power Input



Frame Size

200mm

Hollow Diameter [mm]

φ 100

DGB85

DC Power Input

AC Power Input



Frame Size

85mm


Hollow Diameter [mm]

φ 62

DGB130

DC Power Input

AC Power Input



Frame Size

130mm

Hollow Diameter [mm]

φ 100

Model	Electromagnetic Brake	Reduction Ratio	Allowable Torque [N.m]	Allowable Moment [N.m]	Allowable Axial Load [N]	Lost Motion [arcmin]	Backlash [arcmin]	Angular Transmission Accuracy [arcmin]	Repeated positioning accuracy [arcsec]
DGM60	None	18	0.9	2	100	2	Zero Backlash	4	±15
DGM85R	None		4.5	10	500				
	Included								
DGM130R	None		12	50	2000				
	Included								
DGM200R	None		50	100	4000				
	Included								
DGB85	None	12	3	10	500	-	6	6	±30
		18	4.5						
		36	9						
		12	3						
		36	9						
	Included*	18	4.5						
		36	9						
DGB130	None	12	12	50	2000				
		18	24						
		36	12						
		12	24						
	Included*								

*Only AC power input

Main Features	Easily Change the Push Force and Time Low Speed Pushing Possible
Driver Type	Network-Compatible Pulse Input Type Pulse Input Type with RS-485 Communication Multi-axis Driver
Network-Compatible	EtherNet/IP EtherCAT® Modbus (RTU) MECHATROLINK PROFINET SSCNET III/H



DGII Series Features

Rack and Pinion System



The **L** Series is a rack-and-pinion system consisting of an electric actuator (linear motor) that combines a rack and pinion mechanism and motor. Once the battery-free ABZO sensor **AZ** series is installed, combined with high-precision positioning, it can carry high loads of up to 100 kg to reduce equipment startup human hours and space-saving.

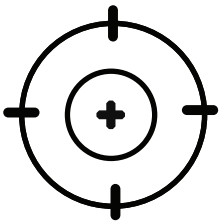


Technical Guide




Watch Video

Rack and Pinion System Features




Reduced Design and Assembly Time

The rack-and-pinion system can reduce the number of parts used, and it can also significantly reduce the time spent on design and assembly.



No Home Sensor Required

Return-to-home operation is possible without a home sensor thanks to the absolute system.




Loop Function-Assisted Operation

Loop function operations can be realised even without using a PLC.

APPLICATIONS



Magazine Printed Circuit Boards



Lifter

Application

cSTEP

Stepper Motors

Linear & Rotary Actuators

Network Compatible Products

Brushless Motors

Standard AC Motors

Cooling Fans

Application

αSTEP

Stepper Motors

Linear & Rotary Actuators

Network Compatible Products

Brushless Motors

Standard AC Motors

Cooling Fans


L SERIES (RoHS) CE c **UL** ^{us}
αSTEP Equipped with **AZ** Series

Horizontal (**B**-type)

Vertical (**F**-type)

AC Power Input DC Power Input

AC Power Input DC Power Input





Series	Mounting dimensions	Power Input	Transportable mass	Stroke [mm]
L Series Equipped with AZ Series	60mm	AC Power Input	Maximum 30 Kg	100-800
		DC Power Input		100-500
	80mm	AC Power Input	Maximum 100 Kg	100-1000
		DC Power Input		100-500, 1000

LJ Linear Head **AZ** Series Combination (RoHS) CE c **UL** ^{us}

Horizontal/ Vertical Both can be mounted

AC Power Input

AC Power Input



Mounting dimensions

90mm

Transportable Mass

Maximum 200 Kg

Stroke [mm]


100-700

Main Features	Shorter Time Between Design to Start-up Easy Home Setting and Return-to-Home Space Saving, Simple Wiring
Driver Type	Network-Compatible Built-In Controller Type Pulse Input Type Pulse Input Type with RS-485 Communication Multi-axis Driver
Network-Compatible	



L Series Features

Electric Gripper



The **EH** Series electric gripper is a combination of an **AZ** Series motor with a rack-and-pinion gripping mechanism. It is ideal for gripping, manipulating, and dimension measuring operations.



Technical Guide



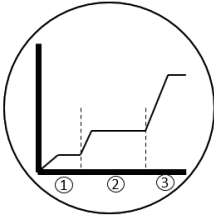
Watch Video

Electric Gripper Features



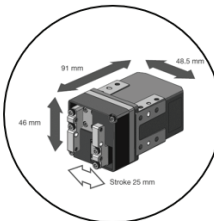
Delicate Grip

A delicate grip is achieved by fine-tuning the grip force in 1% operating current increments, and implementing a slow approach to the load.



Small and Lightweight

The combination of a 42 mm frame size motor and the rack-and-pinion mechanism results in a compact size. The gripper measures 91x46 x48.5 mm and weights 380 g.




Multi-Surface Installation

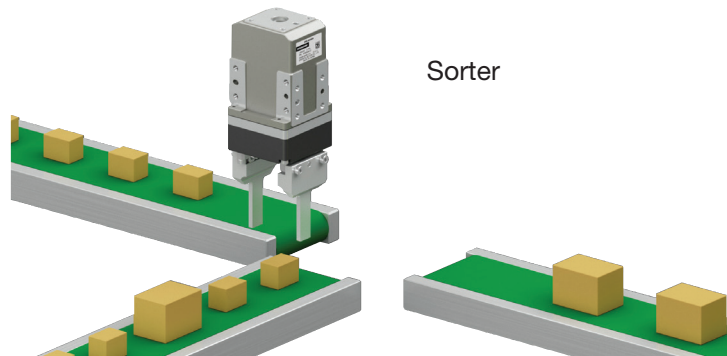
The design allows for multi-surface installation, making the gripper ideal for installation on robotic arms, etc.

APPLICATIONS

Test Tube



Sorter




EH Series

αSTEP Equipped with **AZ** Series

EH3-AZAKH

DC Power Input



Finger Type

Two Fingers

Mounting Cover


With Mounting Cover

Weight [Kg]

0.2

EH4-AZAKH

DC Power Input



Finger Type

Two Fingers

Mounting Cover

With Mounting Cover

Weight [Kg]


0.38

Maximum Gripping Force [N]	Allowable Load [N] (Allowable Axial Load [N]*)	Range of Motion
7	2	15mm

Maximum Gripping Force [N]	Allowable Load [N] (Allowable Axial Load [N]*)	Range of Motion
25	5	25mm

EH4T-AZAKH

DC Power Input



Finger Type

Three Fingers

Mounting Cover


With Mounting Cover

Weight [Kg]

0.38

EH4T-AZAK

DC Power Input



Finger Type

Three Fingers

Mounting Cover

Without Mounting Cover

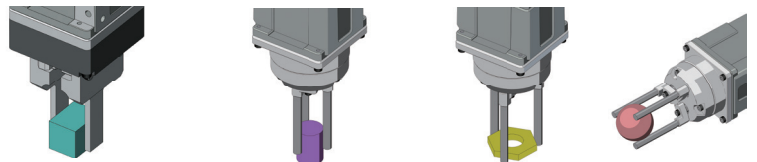
Weight [Kg]






0.28

Maximum Gripping Force [N]	Allowable Load [N] (Allowable Axial Load [N]*)
50	15

Suitable Work Shape for Gripping

Square, Cylinder, Complex Shapes, Sphere



Main Features	<p>Contributes to a Reduction in the Size of the Equipment.</p> <p>Quick Approach, Slow Grip</p> <p>The Size and Presence of a Load are Determined within the Operational Range of the Finger</p>
Driver Type	<p>Network-Compatible</p> <p>Built-In Controller Type</p> <p>Pulse Input Type</p> <p>Pulse Input Type with RS-485 Communication</p> <p>Multi-axis Driver</p>
Network-Compatible	    



EH Series Features

Robot Controllers

Demand for robots is increasing steadily in recent years as factories seek to improve productivity and increase labour saving by automating equipment. However, many commercially available industrial robots are large and limited in size, making it difficult to retrofit existing equipment. This limitation leads to a growing demand for “In-House Production of Robots”

Here at Oriental Motor, we developed the MRC01 Robot Controller and a dedicated in-house programming software MRC STUDIO to enable designers making robots for the first time for easy control.



Technical Guide



Watch Video

MRC01 Robot Controller Features




Easy Setup for Beginners

MRC01 supports easy programming and control of in-house built robots for first time designers with just 3 simple steps: “Initial Setup”, “Operation Programming” and “Operational Checking.”



Cost Saving

Purchasing commercially ready robots are expensive and may be difficult to install without experience posing an obstacle. By manufacturing robots in-house using Oriental Motor products, the robots can be designed to your exact needs and save cost at the same time.



EtherNet/IP™ Compatible


Linkage between MRC01 Robot Controller and the host system is controlled directly via EtherNet/IP™ and there is no need to make major changes to the control system from the existing equipment.

APPLICATIONS

Custom Built Robot



In-House Scara



Application

αSTEP

Stepper Motors

Linear & Rotary Actuators

Network Compatible Products

Brushless Motors

Standard AC Motors

Cooling Fans

ROBOT CONTROLLERS MRC01

MRC01   

Application

αSTEP

Stepper Motors

Linear & Rotary Actuators

Network Compatible Products

Brushless Motors

Standard AC Motors

Cooling Fans



The **MRC01** Robot controller can be used to connect In-House Robots made using our **αSTEP AZ** Series driver and compatible motorized actuators. Using the dedicated programming software MRC studio, **MRC01** provides the basic functions required to operate robots at a lower cost. This allows first-time designers to create a program on their own simplifying the production process and control of robots.

Refer to the table below for an overview of our product line-up.

Here at Oriental Motor, we developed the MRC01 Robot Controller and a dedicated in-house programming software MRC STUDIO to enable designers making robots for the first time for easy control.

Power Input

24VDC

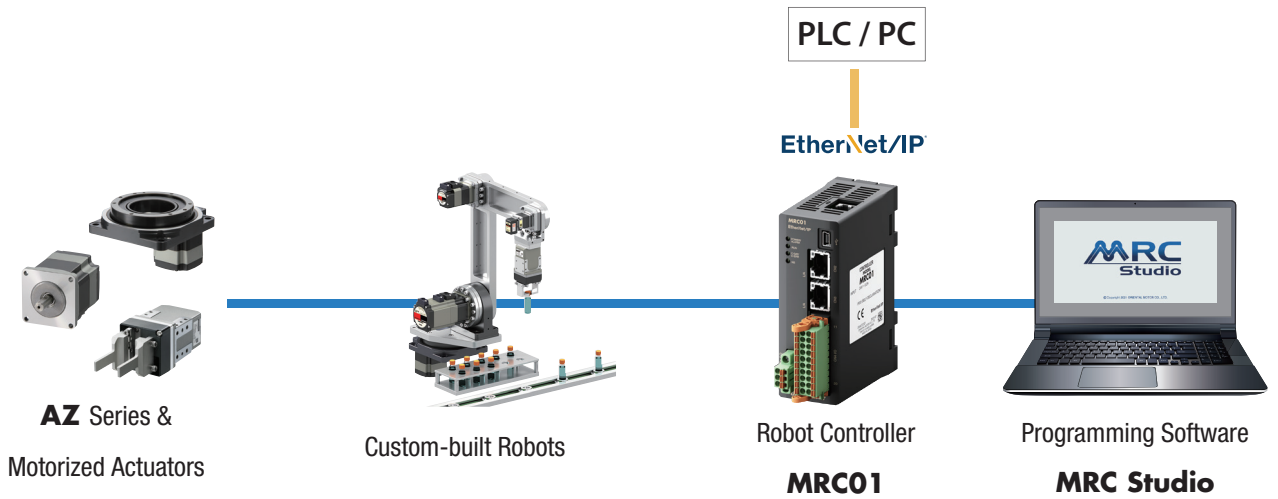
Number of Axes

6*

*Only one robot cant controlled by MRC01. The number of control axes depends on the robot model. For example, if the robot model is horizontal multi-joint (2-links, up and down the tip axis) and also controls the end effector (1 axis) the number of control axes will be 4 axes.

**MRC01 Robot Controller uses our In-House Programming Software MRC Studio to simplify setting up custom-built robots finitil setting step to the operation programming step.

Network-Compatible



MRC01 Features



Brushless motors offer excellent energy efficiency and savings equivalent to IE4, excellent speed stability, as well as a wide speed control range. Brushless motors use permanent magnets in the rotor of three-phase motors. With Brushless motors there is no brush and commutator resulting in a maintenance free motor.



Technical Guide



Watch Video

Brushless DC Motors Features



Speed Stability

Speed remains stable even if weight of the work changes. This is also known as “Speed Regulation”.



Alarm

Various protective functions such as overload/overvoltage protective functions are equipped. An alarm signal will be output when a protective function activates.





Speed Control

Speed control refers to the ability to manipulate the rotational speed of the motor. Typically, a speed feedback device is needed together with a speed controller.

APPLICATIONS

Mixing Machine



Conveyor

TYPES AND FEATURES OF GEARHEADS

Gearheads that can be combined with Brushless Motors.
A wide range selection of reduction ratio variations and a high-strength type.

Parallel Shaft Gearhead

GFV Gear/ GFS Gear

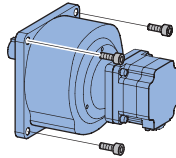


Features	High Strength Output Shaft: Iron, Stainless			
Compatible Products	Speed Reduction Ratio	Rated Life	Permissible Radial Load/ Permissible Axial Load	Permissible Torque
BMU Series BLE2 Series BXII Series BLH Series BLV Series BLV R Type	5~200	10000 hours*1	1400N/400N	70N.m

*1 For 15W, the rated life is 5000 hours.
Permissible radial load, axial load, and torque value apply under the following operating conditions. There will vary depending on the motor output and gearhead reduction ratio.
: Output : 200W (The values for **CS** Geared Motor are for 50W.)
: Motor Shaft Rotation Speed : 3000r/min
: Speed Ratio : Largest Reduction Ratio of each Gearhead (Example: Reduction Ratio 200 for **GFV Gear**)

JV Gear



Features	High Reduction Ratio~1/450 Flange Mounting Output Shaft: Stainless			
Benefits of Mounting	Mounting on Flange Surface 			

Compatible Products	Speed Reduction Ratio	Rated Life	Permissible Radial Load/ Permissible Axial Load	Permissible Torque
BMU Series BLE2 Series	100~450	5000 hours	3123N/480N	198N.m

JB Gear



Features	High Reduction Ratio~1/1200 Non-Saturating Permissible Torque Leg Mounting			
Benefits of Mounting	No Mounting Hardware Required 			

Compatible Products	Speed Reduction Ratio	Rated Life	Permissible Radial Load/ Permissible Axial Load	Permissible Torque
BMU Series BLE2 Series	5~1200	5000 hours	3672N/577N	518N.m

Application

αSTEP

Stepper Motors

Linear & Rotary Actuators

Network Compatible Products

Brushless Motors

Standard AC Motors

Cooling Fans

CS Geared Motor

CS Gear



Features	Increased Load Capacity (Parallel Shaft Gear Ratio) Center Shaft			
Benefits of Mounting	Output from Center Designing is easier because the shaft is exposed.			
Compatible Products	Speed Reduction Ratio	Rated Life	Permissible Radial Load/ Permissible Axial Load	Permissible Torque
BLH Series BLV R Type	5~20	10000 hours	200N/70N	2.9N.m

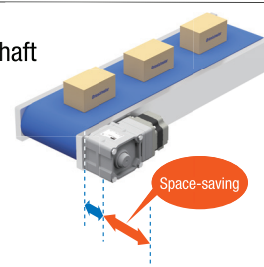


Orthogonal Shaft Gearhead

JH Gear



Features	Space-saving, Cost-effective High Strength Output Shaft: Stainless			
Benefits of Mounting	Space-saving Can be directly connected to the drive shaft			
Compatible Products	Speed Reduction Ratio	Rated Life	Permissible Radial Load/ Permissible Axial Load	Permissible Torque
BMU Series BLE2 Series	5~200	5000 hours	2405N/550N	82.8N.m

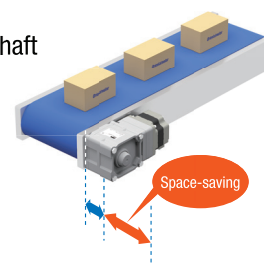


Hollow Shaft Flat Gear

FR Gear



Features	Space-saving, Cost-effective Non-Saturating Permissible Torque			
Benefits of Mounting	Space-saving Can be directly connected to the drive shaft			
Compatible Products	Speed Reduction Ratio	Rated Life	Permissible Radial Load/ Permissible Axial Load	Permissible Torque
BMU Series BLE2 Series BXII Series BLH Series BLV Series BLV R Type	5~200	10000 hours*1	2040N/800N	54N.m



Application

αSTEP

Stepper Motors

Linear & Rotary Actuators

Network Compatible Products

Brushless Motors

Standard AC Motors

Cooling Fans

BMU Series c  CE

The **BMU Series** is a compact, high power and high-efficiency motor which does not compromise on user-friendly features at an affordable price. Once the motor and driver are connected, all you need to do for this simple wiring is turn on the switch. Easy speed control with Spin and Push.

Refer to the table below for an overview of our product line-up.

BMU Series

AC Power Input



Frame Size

- 42mm
- 60mm
- 80mm
- 90mm
- 110mm

Power Input

- Single-phase 100-120V
- Single-phase 200-240V
- Three-phase 200-240V

Speed Control Range

80~4000r/min



● Dustproof and Waterproof Motor 200W~400W

Speed Fluctuation Rate (Against Load)	Speed Setting Method	Input/Output Signals		Multistage Speed Operation	Protection Level
		Number of Input Points	Number of Output Points		
±0.2%	Operation Panel/Dial	3 points (30W~120W) 5 points (200W~400W)	2 points	4-speed	Cabel Type : IP40 Connector Type : IP66*1
Gearhead		● Parallel Shaft Gearhead*2 ● Hollow Shaft Flat gearhead ● Right-Angel Shaft Gearhead			

*1 When combined with a Hollow Shaft Flat Gear head, it is IP65.

*2 We also provide gearheads compatible with H1 grease for food machinery. (30W-12W)

Main Features	Easy Operation Digital Setting/Display Direct Connection with One Cable (Connector Type)
Functions	Speed Monitor (Upper Level) - Speed-out Instantaneous Stop/ Protection Functions Acceleration/ Deceleration Operation Holding at Stop/ Load Rate Display



BMU Series Features

Application

αSTEP

Stepper Motors

Linear & Rotary
Actuators

Network Compatible
Products

Brushless Motors

Standard AC Motors

Cooling Fans

BLE2 Series c  us 

The **BLE2 Series** are advanced models that support high functionality and usability using the same high power and efficient motor. Its driver uses a digital display panel allowing for the easy setting of various operations from simple speed control to torque-limiting functions with its functions accessible via our MEXE02 Support Software.

Refer to the table below for an overview of our product line-up.

BLE2 Series

AC Power Input



c  us 

Frame Size

- 42mm
- 60mm
- 80mm
- 90mm
- 110mm

Power Input

- Single-phase 100-120V
- Single-phase 200-240V
- Three-phase 200-240V

Speed Control Range

80~4000r/min

- Dustproof and Waterproof Motor 200W~400W
- With Electromagnetic Brake 30W~200W

Speed Fluctuation Rate (Against Load)	Speed Setting Method	Input/Output Signals		Multistage Speed Operation	Protection Level
		Number of Input Points	Number of Output Points		
±0.2% (Digital Setting) ±0.5% (Analog Setting)	Operation Panel/Dial External Speed Setter External DV Voltage Support Software	7 points	2 points	16-speed	IP66*1

Gearhead	<ul style="list-style-type: none"> ● Parallel Shaft Gearhead*2 ● Hollow Shaft Flat gearhead ● Right-Angel Shaft Gearhead
----------	---

*1 When combined with a Hollow Shaft Flat Gear head, it is IP65.

*2 We also provide gearheads compatible with H1 grease for food machinery. (30W-12W)

Main Features	Easy Operation Digital Setting/Display Direct Connection with One Cable (Connector Type)
Functions	Speed Monitor (Upper Level) - Speed-out Instantaneous Stop/ Protection Functions Acceleration/ Deceleration Operation Holding at Stop/ Load Rate Display/Torque Limiting UpDown Operation/



BLE2 Series Features

Application

αSTEP

Stepper Motors

Linear & Rotary Actuators

Network Compatible Products

Brushless Motors

Standard AC Motors

Cooling Fans

Application

αSTEP

Stepper Motors

Linear & Rotary
Actuators

Network Compatible
Products

Brushless Motors

Standard AC Motors

Cooling Fans

For applications where variable speeds are necessary, typically an AC motor with an Inverter or Brush motor is used. Brushless DC motors are an advanced option due to their wide speed, low heat, and maintenance-free option.



Brushless Motors Features



Speed Stability

Speed remains stable even if weight of the work changes. This is also known as "Speed Regulation".



Alarm

Various protective functions such as overload/overvoltage protective functions are equipped. An alarm signal will be output when a protective function activates.




Speed Control


Speed control refers to the ability to manipulate the rotational speed of the motor. Typically, a speed feedback device is needed together with a speed controller.

APPLICATIONS

AGV



Transport Robot



BLH Series 

When moving objects from point A to B, an Automated Guided Vehicle (AGV) is continuously running and carrying loads. In order to carry its maximum payloads at different speeds, the motor must be able to handle various speeds at constant torque. The wide speed range and flat torque characteristics of the BLH / BLV / BLV-R Series brushless motors allow designers maximum flexibility in their designs. Brushless Motors are continuous duty due to their high efficiency. They can be run continuously without additional heat sinks which can help productivity.

Refer to the table below for an overview of our product line-up.

BLH Series

DC Power Input





Frame Size

- 42mm
- 60mm
- 80mm
- 90mm

Power Input

DC24V

Speed Control Range

100~3000r/min

Analog Setting Type

● With Electromagnetic Brake 30W~100W

Speed Fluctuation Rate (Against Load)	Speed Setting Method	Input/Output Signals		Protection Level
		Number of Input Points	Number of Output Points	
±0.5%	Internal/ External Speed Setter External DC Voltage	5 points	2 points	IP40 IP65

Gearhead	● Parallel Shaft Gearhead ● Hollow Shaft Flat gearhead ● CS Geared
----------	---

Main Features	Small, High-Output Motor Compact Driver Direct Connection with One Cable (Connector Type)
Functions	Speed Monitor (Upper Level) - Speed-out Instantaneous Stop Protection Functions Acceleration/ Deceleration Operation
Multistage Speed Operation	2-speed



BLH Series Features

Application

αSTEP

Stepper Motors

Linear & Rotary Actuators

Network Compatible Products

Brushless Motors

Standard AC Motors

Cooling Fans

BLH Series c   

BLH Series

DC Power Input



Frame Size

- 42mm
- 60mm
- 80mm

Power Input

DC24V

Speed Control Range

80~3000r/min

Digital Setting Type/ RS-485 Communication Type

● With Electromagnetic Brake 30W~100W

Speed Fluctuation Rate (Against Load)	Speed Setting Method	Input/Output Signals		Protection Level
		Number of Input Points	Number of Output Points	
±0.2% (Digital Setting) ±0.5% (Analog Setting)	Internal Speed Setter*1 External Speed Setter External DC Voltage PWM Signal Support Software RS-485 Communication*2	6 point (5 points*2)	4 point (2 points*2)	IP40 IP65

*1 Digital Setting Type

*2 RS-485 Communication Type

Gearhead

- Parallel Shaft Gearhead
- Hollow Shaft Flat gearhead
- **CS** Geared

Main Features	Selectable Speed Setting Methods High Reproducibility Digital Settings Configuration via Modbus Communication*2 Modbus (RTU)
Functions	Speed Monitor (Upper Level) - Speed-out, RS-485 Communication Instantaneous Stop Protection Functions Holding at stop Acceleration/ Deceleration Operation Load Rate Display Torque Limiting



BLH Series Features

Application

αSTEP

Stepper Motors

Linear & Rotary Actuators

Network Compatible Products

Brushless Motors

Standard AC Motors

Cooling Fans

BLV Series R TYPE 

BLV Series R Type

DC Power Input





Frame Size

- 60mm
- 80mm
- 90mm
- 110mm

Power Input

- DC24~48V
- DC48V (400W)

Speed Control Range

1~4000r/min

● With Electromagnetic Brake 100W~400W

Speed Fluctuation Rate (Against Load)	Speed Setting Method	Input/Output Signals		Protection Level
		Number of Input Points	Number of Output Points	
±0.01%	CANopen Communication RS-485 Communication Support Software	4 point	2 point	IP 40

Gearhead	● Parallel Shaft Gearhead ● Hollow Shaft Flat gearhead ● CS Geared
----------	---

Main Features	Small, Lightweight Driver Low-Speed Operation from 1r/min Excellent Speed Stability Ideal for Battery Operation CANopen Modbus ^(RTU)
Functions	Instantaneous Stop Protection Functions Holding at stop Acceleration/ Deceleration Operation Load Rate Display Torque Limiting Up/Down Operation - With Electromagnetic Brake



BLV Series R Type Features

Application
 αSTEP
 Stepper Motors
 Linear & Rotary Actuators
 Network Compatible Products
 Brushless Motors
 Standard AC Motors
 Cooling Fans

BLV Series ϵ

BLV Series

DC Power Input



Fram size

- 90mm
- 110mm

Power Input

- DC24V
- DC48V (400W)

Speed Control Range

- 80~4000r/min (Digital Setting)
- 100~4000r/min (Analog Setting)
- (Up to 100W for 3000r/min)

● With Electromagnetic Brake 100W~400W

Speed Fluctuation Rate (Against Load)	Speed Setting Method	Input/Output Signals		Protection Level
		Number of Input Points	Number of Output Points	
±0.2% (Digital Setting) ±0.5% (Analog Setting)	Internal/External Speed Setter External DC Voltage RS-485 Communication Support Software . OPX-2A	6 point	2 point	IP 40 (100W for IP65)

Gearhead

- Parallel Shaft Gearhead
- Hollow Shaft Flat gearhead

Main Features	Battery Operation Compatible Control via Modbus/RS-485 and FA Network Modbus ^(RTU)
Functions	Speed Monitor (Upper Level) - Speed-out, RS-485 Communication Instantaneous Stop Protection Functions Holding at stop Acceleration/ Deceleration Operation Load Rate Display Torque Limiting Up/Down Operation - With Electromagnetic Brake
Multistage Speed Operation	8-speed



BLV Series Features

Application

α STEP

Stepper Motors

Linear & Rotary Actuators

Network Compatible Products

Brushless Motors

Standard AC Motors

Cooling Fans



Standard AC Motors and Gear Motors operate by simply connecting a capacitor and supplying power from a commercial supply. Standard AC Motors and Gear Motors include the basic induction motor.

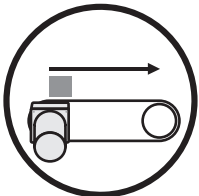


Technical Guide



Watch Video


Standard AC Motors Features



Optimal for Uni-Directional and Continuous Operation
These products are ideal for uni-directional continuous applications such as driving a conveyor.



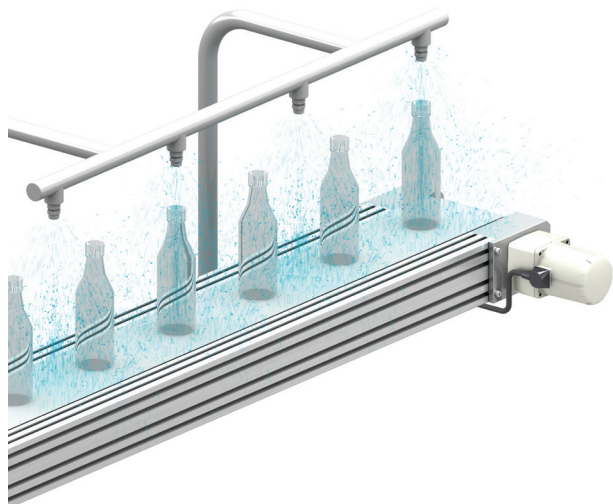

Cost Saving
As Standard AC motors do not require any controllers for it to operate, this translates to cost-saving without having to purchase additional parts.



High Torque
The maximum torque that can be used during motor operation is now wider. Various type of applications can be equipped with our Standard AC Motors.

APPLICATIONS

Conveyor



Washdown Conveyor

Application

aSTEP

Stepper Motors

Linear & Rotary Actuators

Network Compatible Products

Brushless Motors

Standard AC Motors

Cooling Fans

WORLD K Series c    

The World K II Series motors that conforms to the power supply voltage in Asia are electric motors that rotate by using power from a commercial AC power supply. They are easy to handle and have features that can be configured a low cost. They are widely used to drive various applications.

Refer to the table below for an overview of our product line-up.

WORLD K Series

AC Power Input



Frame Size

- 42mm
- 60mm
- 70mm
- 80mm
- 90mm

Power Input

- Single-phase 100-120V
- Single-phase 200-240V
- Three-phase 200-240V

Speed Range

- 1600r/min



● Induction Motors ● 2-Pole, High-Speed Type ● Reversible Motors

Voltage	Type	42 mm	60 mm	70 mm	80 mm	90 mm
Single-Phase 100 VAC*	Lead Wire Type	● ●	● ●	● ●	● ● ●	● ● ●
	Terminal Box Type		● ●		● ●	● ●
Single-Phase 110/115 VAC	Lead Wire Type	● ●	● ●	● ●	● ● ●	● ● ●
	Terminal Box Type		● ●		● ●	● ●
Single-Phase 200 VAC*	Lead Wire Type	● ●	● ●	● ●	● ● ●	● ● ●
	Terminal Box Type		● ●		● ●	● ●
Single-Phase 220/230VAC	Lead Wire Type		● ●	● ●	● ● ●	● ● ●
	Terminal Box Type		● ●		● ●	● ●
Three-Phase 200/220/230 VAC	Lead Wire Type		●		●	● ●
	Terminal Box Type		●		●	● ●
Three-Phase 400VAC	Terminal Box Type				●	●

Application

αSTEP

Stepper Motors

Linear & Rotary Actuators

Network Compatible Products

Brushless Motors

Standard AC Motors

Cooling Fans

● Electromagnetic Brake Motors ● Torque Motors

Voltage	60 mm	70 mm	80 mm	90 mm
Single-Phase 100 VAC*	● ●	● ●	● ●	● ●
Single-Phase 110/115 VAC	● ●	● ●	● ●	● ●
Single-Phase 200 VAC*	● ●	● ●	● ●	● ●
Single-Phase 220/230VAC	● ●	● ●	● ●	● ●
Three-Phase 200/220/230 VAC	●		●	●

Main Features

Safety Standards for Safe, Reliable Operation
Worldwide Voltage Compatibility
Wide Variations
Brake Pack/ Accessories



WORLD K Series Features

Application

αSTEP

Stepper Motors

Linear & Rotary Actuators

Network Compatible Products

Brushless Motors

Standard AC Motors

Cooling Fans

FPW Series 

The FPW Series is a watertight, dust-resistant AC motor type that can be used in locations that are splashed with water. These models conform to the IP67 rating for the degree of protection under the IEC Standards. *The motor is not available for use under high pressure jets of water or immersion in water.

Refer to the table below for an overview of our product line-up.

FPW Series

AC Power Input



Output

- 83mm
- 91.5mm
- 106.5mm

Power Input

- Single-phase 110-115V
- Single-phase 220-230V
- Three-phase 200/220/230V



Voltage	83 mm	91.5 mm	106.5 mm
Single-Phase 110/115 VAC	●	●	●
Single-Phase 220/230 VAC	●	●	●
Three-Phase 200/220/230 VAC	●	●	●

Main Features	Watertight and Dust-Resistant Performane IP67 Superb Anti-Corrosion Properties Designed and Construted for Dust and Water Resistance
---------------	--

IP67 : The IP indication that shows the watertight and dustresistant performance are specified under IEC 60529 and EN 60034-5. The FPW Series has been recognized by UL for the IP67 rating.



FPW Series Features

Application

αSTEP

Stepper Motors

Linear & Rotary Actuators

Network Compatible Products

Brushless Motors

Standard AC Motors

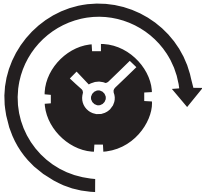
Cooling Fans

COOLING FANS

Today's comfortable life and society are supported by advanced control systems, which may present many heat sources. To operate these devices without disruption 24 hours a day, 365 days a year, the devices require appropriate heat designs and heat measures. Oriental Motor offers a wide range of heat measure products centered on cooling fans to meet these requirements.



Cooling Fans Features



Long life
A highly durable and efficient design, our cooling fans have a long lifespan whilst reassuring a high level of quality performance.




Energy Saving & Low Heat Emission
Our Cooling fans have gone through rigorous testing to ensure that energy standards have been met.




Light Weight
The aluminium frame of the cooling fan coupled with polycarbonate fan blades translates to an overall reduction in weight which ensures your application remains right.

APPLICATIONS

Refrigerator case



Cooling Densely Mounted Devices



Application

cSTEP

Stepper Motors

Linear & Rotary Actuators

Network Compatible Products

Brushless Motors

Standard AC Motors

Cooling Fans

AXIAL FLOW FANS      

Axial flow fans use a blade (propeller) to generate airflow in the direction of the axis of rotation. Capable of generating a large airflow, axial flow fans are suited for applications requiring ventilation and cooling where the entire space inside the device must be cooled.

Refer to the table below for an overview of our product line-up.

MU Series

MU Series

AC Power Input



Frame Size[mm]

- 80mm
- 90mm/92mm
- 104mm
- 119/120mm
- 140mm

Frame Size	80x80x25	92x92x25	104x104x25	119x119x25	119x119x38	140x140x28
Max. Air Flow [m³/min]	0.45 - 0.55	0.85 - 1.1	1.2 - 1.4	1.4 - 1.9	1.85 - 3.0	2.4 - 2.7
Max. Static Pressure [Pa]	34 - 49	34 - 59	39 - 44	31 - 49	29 - 81	34 - 45
Noise Level [dB(A)]	28 - 35	31 - 39	35 - 39	33 - 40	33 - 46	44 - 46

Main Features	AC axial flow fan Large air flow High static pressure
---------------	---



MU Series Features

Application

αSTEP

Stepper Motors

Linear & Rotary Actuators

Network Compatible Products

Brushless Motors

Standard AC Motors

Cooling Fans

MD Series

MD Series

DC Power Input



Frame Size[mm]

- 42mm
- 52mm
- 60mm/62mm
- 80mm
- 90mm/92mm
- 119mm/120mm
- 140mm
- Ø172

Frame Size	42x42x10	52x52x10	62x62x25	80x80x25	92x92x25	119x119x25	140x140x51	Ø172
Max. Air Flow [m³/min]	0.13-0.18	0.2-0.27	0.37-0.5	0.55-1.0	0.9-1.3	2.5-2.7	5.8	6
Max. Static Pressure [Pa]	47 - 86	32 - 54	27 - 49	16 - 49	22 - 49	43 - 70	130	137
Noise Level [dB(A)]	25 - 34	30 - 36	20 - 30	18 - 35	25 - 36	45 - 46	49	47

Various Functions	S Type Basic	A Type Alarm	E Type Long-Life	V Type Variable Flow	P Type Splash Proof
Key Features	High-speed Standard speed	Alarm output functions	Expected service life Max. 180,000 hours	Controls air flow with PWM controller	IP68 splash proof and dust-resistant
Output Functions	Blank	Stall Alarm Low-Speed Alarm	Stall Alarm	Pulse Sensor	Stall Alarm

Main Features	High airflow Stall/Low speed alarm types Long-life types
---------------	--



MD Series Features

Application

αSTEP

Stepper Motors

Linear & Rotary
Actuators

Network Compatible
Products

Brushless Motors

Standard AC Motors

Cooling Fans

EMU Series CE (PS)

EMU Series

AC Power Input



Frame Size[mm]

90mm/92mm
 119mm/120mm

Frame Size	120x120x38	92x92x38
Max. Air Flow [m ³ /min]	3	1.5
Max. Static Pressure [Pa]	84	90
Noise Level [dB(A)]	42	40

Main Features

Low Power Consumption

These axial flow have achieved an expected life 60000 hours
 They can be used in wide voltage range (single-phase 100~240 VAC).

Application

αSTEP

Stepper Motors

Linear & Rotary
 Actuators

Network Compatible
 Products

Brushless Motors

Standard AC Motors

Cooling Fans

Free Call Customer Service Center:
1800-842-0280

VISIT US

www.orientalmotor.com.sg

www.orientalmotor.com.my

www.orientalmotor.co.th

www.orientalmotor.co.in

www.orientalmotor-vie.com.vn



NEWSLETTER



NEWSLETTER

Always up to date.
Don't miss out on any news
from Oriental Motor.
Subscribe to our newsletter.

Orientalmotor

ORIENTAL MOTOR ASIA PACIFIC PTE.LTD.
Singapore Headquarters
2 Kaki Bukit Avenue 1, #05-06,
Singapore 417938

Tel.: +65-6745-7344
Fax: +65-6745-9405

sales@orientalmotor.com.sg
www.orientalmotor.com.sg

For Vietnam

<https://www.orientalmotor-vie.com.vn/>

ORIENTAL MOTOR (INDIA) PVT. LTD.
No.810, 8th Floor, Prestige Meridian-1 No.29,
M.G.Road, Bangalore, 560001, India

Tel.: +91-80-41125586
Fax: +91-80-41125588

sales@orientalmotor.co.in
www.orientalmotor.co.in

ORIENTAL MOTOR (THAILAND) CO., LTD.
Headquarters & Bangkok Office
63 Athenee Tower, 6th Floor Unit 603, Wireless Rd,
Lumpini, Pathumwan, Bangkok 10330

Tel.: +66-2-251-1871
Fax: +66-2-251-1872

sales@orientalmotor.co.th
www.orientalmotor.co.th

ORIENTAL MOTOR (MALAYSIA) SDN. BHD.
Headquarters & Kuala Lumpur Office
A-13-1, North Point Offices, Mid Valley City,
No.1 Medan Syed Putra Utara 59200
Kuala Lumpur, Malaysia

Tel.: +60-3-22875778
Fax: +60-3-22875528

Penang Office

3-1-3A, Queens Residence Q2 Persiaran Bayan Indah,
11900 Bayan Lepas Malaysia

Tel.: +60-4-6423788
Fax: +60-4-6425788

sales@orientalmotor.com.my
www.orientalmotor.com.my